

The New Taylor **Express Line** of Clamping Systems



All Pneumatic Operation
Over 3000# of Clamping Power
Pushbutton Operation



An Investment In Value

Fast & Reliable



Need Quick Delivery?
Call Us Today! Delivery is 4 weeks or less.



Ideal for the Custom Shop.

ALL PNEUMATIC



NEW LIGHTER & POWERFUL TIGHTENER

Specs & Requirements

10'11" wide (3.4m)
9' 8" high (3.0m)
10' 1" deep (3.1m)
20 CFM @ 90PSI
Electric - none
Also available in 10' 6"

- Push Button Flattening
- Push Button Tightening & Loosening
- 'Joystick' Power Rotation
- Heavy Duty Frame
- 8-1/2 feet (2.7m) of Gluing Capacity
- 40" (1m) Opening EZ Roller Clamps 36 Total
- 3-1/2" (90mm) High Jaws
- 6" (150mm) Thick Gluing Option

This Taylor 6 Clamping System is a reliable and versatile clamping machine. This new rugged, heavy duty design will handle any custom shop job.

LIFETIME WARRANTY ON WELDED CLAMP BODY

Call 800-952-1320 For Your Free Video

Ideal for the Mid Size Shop.



**DELIVERY IN 4 WEEKS
OR LESS**



**NEW LIGHTER &
POWERFUL TIGHTENER**

Specs & Requirements

12' 11" wide (4.0m)

9' 8" high (3.0m)

11' 7" deep (3.6m)

20 CFM @ 90PSI

Electric - none

Also available in 8' 6"

- 10-1/2' (3.1m) of Gluing Capacity
- 12 sections
- All Push Button Controls like the Taylor 6
- 72 clamps with 40" (1m) opening
- 3-1/2" (90mm) High Jaws
- 6" (150mm) Thick Gluing Option

Need More Production?

The Taylor 12 has a 10-1/2' wide Gluing Capacity which accommodates 8 clamps per section. The Taylor 12 is offered with 72 clamps which is 6 clamps per section. If you need more production now or in the future you just order additional clamps.

THE ORIGINAL

6 ♦ 16 Clamping System

When You Need More Capacity.



NEW LIGHTER & POWERFUL TIGHTENER

The Fastest & Most Productive

- 16-1/2' (5.0m) of Gluing Capacity
- 6 sections
- All Push Button Controls like the Taylor 6
- 72 clamps with 40" (1m) opening
- 3-1/2" (90mm) High Jaws
- 6" (150mm) Thick Gluing Option

Specs & Requirements

18'11" wide (5.77m)
9' 8" high (3.0m)
10' 1" deep (3.1m)
20 CFM @ 90PSI
Electric - none

Need More Production?

The Taylor 6-16 has a 16-1/2' wide Gluing Capacity which accommodates 12 clamps per section. The Taylor 6-16 is offered with 72 clamps. If you need more production now or in the future you just order additional clamps.

**2 NEW MODELS
20' & 24'
Widths**

Call 800-952-1320 For Your Free Video

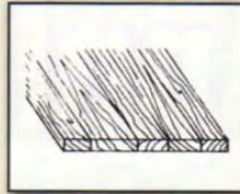
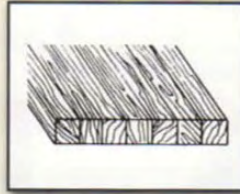


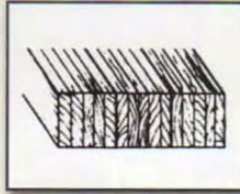
Table Tops



Butcher Block



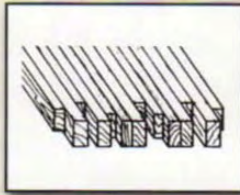
Stair Treads



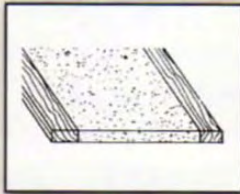
Turnings



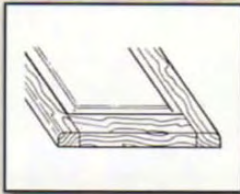
Mouldings



Hand Rail



Lumber Banding



Cabinet Doors


About Our Clamps

Lifetime warranty on welded body



EZ Roller for smooth re-positioning


Custom rolled steel for rigidity



Robotically welded

**Heavy Duty.....not heavy...
there's a difference**


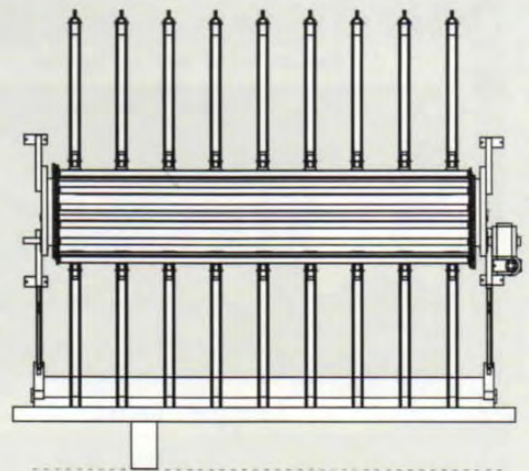
Glue Applicators



The Plate Spreader provides an accurate and efficient glue spread. Works well with our Clamps to quickly apply glue to multiple boards. A perforated aluminum grid, 8" x 48", rises from the stainless steel glue container by a foot activated pedal to provide the correct amount of adhesive. Boards over 48" can be 'dipped' twice. An aluminum cover for the glue container extends glue use. Fast, convenient, easy to use and clean.

**12 1/2' Wide
12 Section
Clamp Carrier
with
Conveyorized
Glue Applicator
13" Wide, 8'
Infeed, 12'
Outfeed**


For higher production, we also offer a full range of Conveyorized Glue Applicators to position in front of your machine. Like all Taylor products, they are fast, convenient and easy to use.



Call 800-952-1320 For Your Free Video

The New Taylor Roller Spreader

*Stainless Steel 'Doctor Roll'
for Adjustable Glue Spread*




13" Removable Glue Roll



*Great for Edge Gluing
or 'Face' Gluing*



*Stainless Steel Container with
Cover for Overnight Storage*



Live Doctor Roll



- 13" Wide Glue Roll
- Slip Clutch for Safety
- Stainless Steel Container
- Overnight Glue Storage
- Long or Short Stock
- Optional 5' Infeed Roller

Precise and adjustable glue spread: The Taylor Roller Spreader is equipped with a fully adjustable live doctor roll. The doctor roll spins in the opposite direction (from the glue roll) which provides a controllable even spread.

Attaining the proper glue spread thickness is very important. Too much or too little glue spread will weaken glue joints. Also, too much glue wastes money, slows production and creates more "clean up time" for both the applicator and the Clamp Carrier.

Fast, convenient, easy to use and clean.



MADE IN USA



Optimization



Stair Case Manufacturer



Quick Rip



Door Pro



2949 Lee's Chapel Road
 Browns Summit, NC 27214, USA
800-901-8037
www.jltclamps.com



108 Parker Avenue
 Poughkeepsie, NY 12601, USA
800-952-1320
www.cameronautomation.com



James L. Taylor Manufacturing Company
 108 Parker Avenue
 Poughkeepsie, NY 12601, USA
800-952-1320
www.jamestaylor.com